

OVERHAUL BALLS- SPLIT BALL

- **Miller's Split Headache Balls provide a convenient way to add weight to wire rope at any point.**
- Split halves bolt together for clamping on the rope.
- Sizes for rope from 3/8" to 7/8".
- Overhaul weights of 20, 50 and 100 lbs.
- Cast iron with Miller Yellow enamel finish



Model Number	Rope Size	Diameter (in.)	Weight Lbs.
HB20	3/8	5	20
HB50	1/2, 5/8	7	50
HB100	5/8, 3/4, 7/8	9	100

OVERHAUL BALLS- ASSEMBLIES Y-LINK

MILLER **SOLID-BALL**[®] TOP SWIVELING OVERHAUL BALL ASSEMBLIES

Miller's highest-performance overhaul ball assemblies are uniquely equipped with angular contact ball bearing (ACBB) swivels for maximum response to wire rope dynamics under load. The ACBB swivel contains a set of multiple, precision-matched bearings which respond with significantly lower friction and torque than do the basic thrust bearing overhaul balls found elsewhere. In addition to the improved responsiveness, long term durability is greatly enhanced due to longer bearing life.

- Working load capacities from 5 to 35 tons
- Design safety factor of 5:1
- Weights to 1450 lbs. for up to 1 1/2" rope
- Features Miller Y-Link[®] ACBB swivel
- Swivel lubrication fitting
- Drop forged steel eye hook with safety latch
- Optional positive locking latch
- Heavier & bottom swiveling models available
- Integrated wedge socket or clevis fittings available
- Available in full conformance with API2C

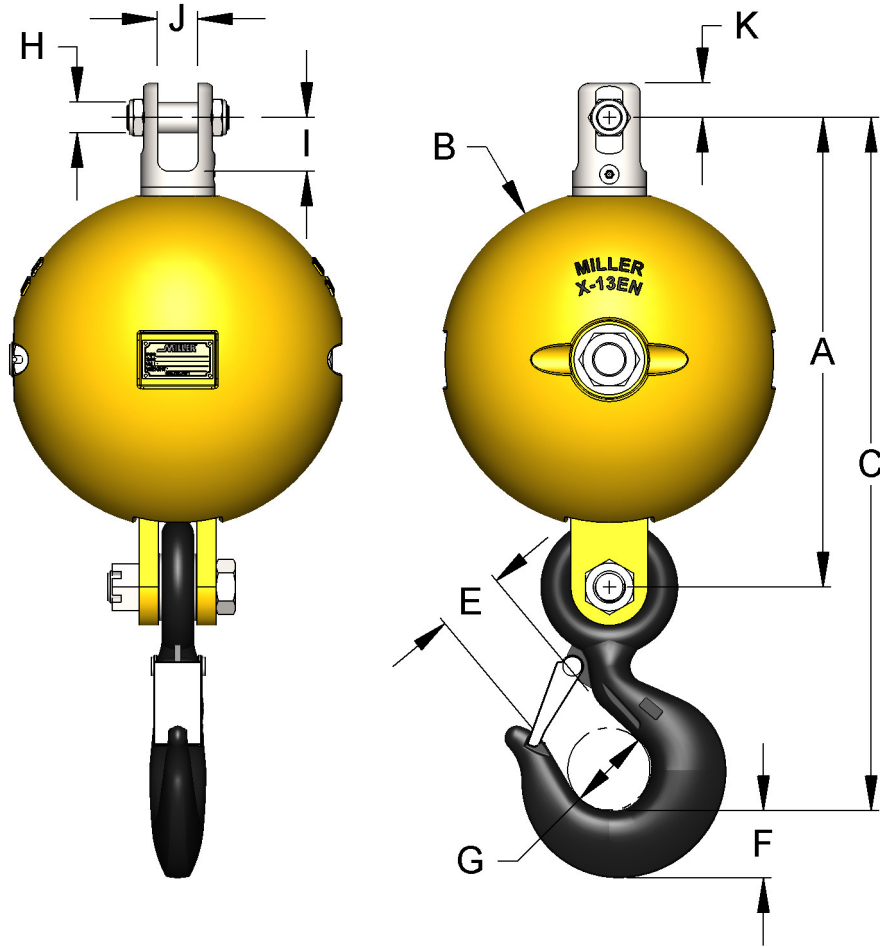


Top Swivel

Bottom Swivel
3000 lbs.

OVERHAUL BALLS- ASSEMBLIES Y-LINK

CLEVIS TO HOOK - TYPE 1

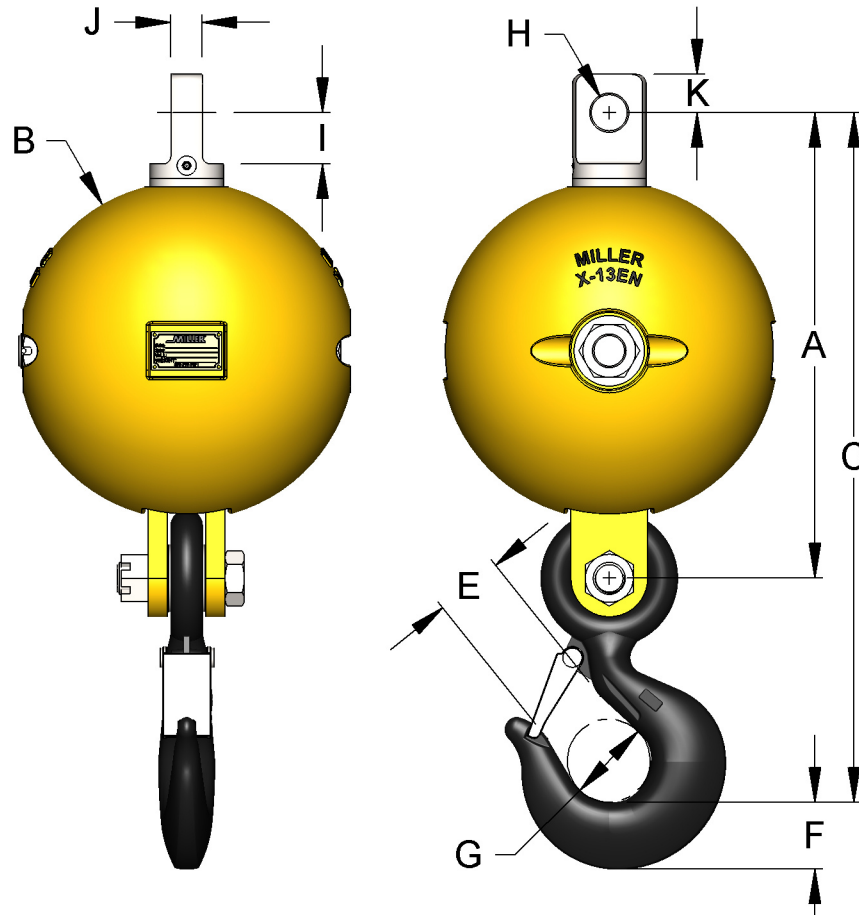


WLL* Tons	Model Number	Rope Size	A	B	C	E	F	G	H	I	J	K	Weight Lbs.	SWIVEL
5	HB7-1N	5/8	13.63	7	20.44	1.61	1.81	2.5	0.88	1.56	1	1.13	65	D-112
5	HB8-1N	5/8	13.63	8	20.44	1.61	1.81	2.5	0.88	1.56	1	1.13	100	D-112
8.5	HB9B-1N	3/4	16.5	9	25.75	2.27	2.59	3.25	1.19	2.19	1.56	1.34	130	EE-112
8.5	HB10B-1N	3/4	16.5	10	25.75	2.27	2.59	3.25	1.19	2.19	1.56	1.34	170	EE-112
8.5	HB11B-1N	3/4	17.38	11	26.63	2.27	2.59	3.25	1.19	2.19	1.56	1.34	215	EE-112
8.5	HB12-1N	3/4	17.38	12	26.63	2.27	2.59	3.25	1.19	2.19	1.56	1.34	265	EE-112
8.5	HB13B-1N	3/4	17.38	13	27.63	2.27	2.59	3.25	1.19	2.19	1.56	1.34	330	EE-112
10	HB13C-1N	7/8	22.13	13	32.88	3.02	3.00	4.25	1.5	3.5	1.75	1.75	364	GG-112
15	HB13D-1N	1	22.13	13	32.88	3.02	3.00	4.25	1.5	3.5	1.75	1.75	364	GG-112
25	HB13E-1N	1-1/2	25.44	13	37.75	3.25	3.62	5	2	3.69	2	2.38	416	H-112
35	HB13F-1N	1-1/2	25.44	13	41.5	3	4.56	5.38	2	3.69	2	2.38	490	HH-112
10	HB16-1N	7/8	24.63	16	35.38	3.02	3.00	4.25	1.5	3.5	1.75	1.75	600	GG-112
15	HB16B-1N	1	24.63	16	35.38	3.02	3.00	4.25	1.5	3.5	1.75	1.75	600	GG-112
25	HB16C-1N	1-1/2	26.94	16	39.63	3.25	3.62	5	2	3.69	2	2.38	650	H-112
35	HB16D-1N	1-1/2	26.94	16	44	3	4.56	5.38	2	3.69	2	2.38	720	HH-112
10	HB18G-1N	7/8	24.93	18	42.21	3.02	3.00	4.25	1.5	3.5	1.75	1.75	800	G-112
15	HB18GG-1N	1	24.93	18	42.21	3.02	3.00	4.25	1.5	3.5	1.75	1.75	800	GG-112
15	HB22GG-1N	1	30	22	40.78	3.02	3.00	4.25	1.5	3.5	1.75	1.75	1300	GG-112
25	HB22H-1N	1-1/2	32.19	22	44.5	3.25	3.62	5	2	3.69	2	2.38	1400	H-112
35	HB22HH-1N	1-1/2	32.19	22	48.13	3	4.56	5.38	2	3.69	2	2.38	1450	HH-112

* Design factor 5:1

OVERHAUL BALLS- ASSEMBLIES Y-LINK

EYE TO HOOK - TYPE 2

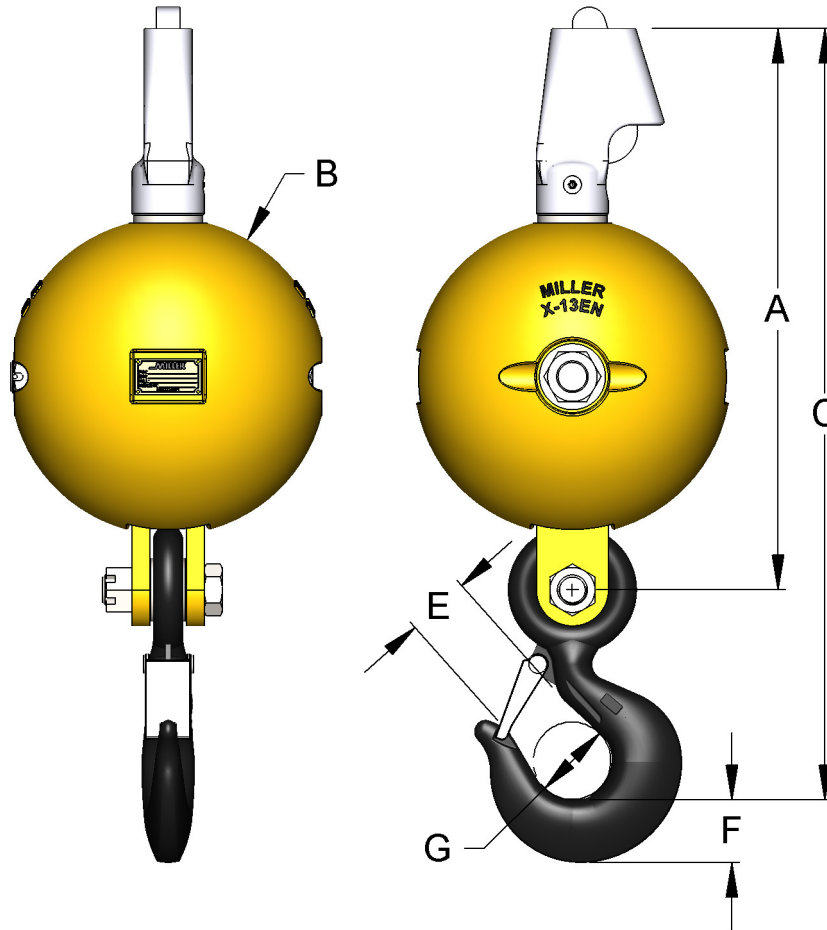


WLL* Tons	Model Number	Rope Size	A	B	C	E	F	G	H	I	J	K	Weight Lbs.	SWIVEL
5	HB7-2N	5/8	13.56	7	20.38	1.61	1.81	2.5	1.28	1.56	1	1.19	65	D-212
5	HB8-2N	5/8	13.56	8	20.38	1.61	1.81	2.5	1.28	1.56	1	1.19	100	D-212
8.5	HB9B-2N	3/4	16.31	9	25.56	2.27	2.59	3.25	1.41	1.94	1.25	1.50	130	EE-212
8.5	HB10B-2N	3/4	16.31	10	25.56	2.27	2.59	3.25	1.41	1.94	1.25	1.50	170	EE-212
8.5	HB11B-2N	3/4	17.19	11	26.44	2.27	2.59	3.25	1.41	1.94	1.25	1.50	215	EE-212
8.5	HB12-2N	3/4	17.19	12	26.44	2.27	2.59	3.25	1.41	1.94	1.25	1.50	265	EE-212
8.5	HB13B-2N	3/4	18.19	13	27.44	2.27	2.59	3.25	1.41	1.94	1.25	1.50	330	EE-212
10	HB13C-2N	7/8	22.06	13	32.81	3.02	3.00	4.25	1.66	2.84	1.72	1.81	363	G3GG
10	HB13-2GN	9/16 THRU 1-1/4	21.84	13	32.59	3.02	3	4.25	1.78	2.75	1.25	2.00	363	G-212-2
15	HB13-2GGN	9/16 THRU 1-1/4	21.88	13	32.63	3.02	3	4.25	1.78	2.75	1.25	2.00	363	GG-212-2
15	HB13D-2N	1	21.75	13	32.5	3.02	3.00	4.25	2.03	2.78	1.94	2.13	363	GG-212
25	HB13E-2N	1-1/2	25.56	13	37.75	3.25	3.62	5	2.31	2.88	2.25	2.38	413	H-212
35	HB13F-2N	1-1/2	25.56	13	41.5	3	4.56	5.38	2.31	2.88	2.25	2.38	487	HH-212
10	HB16-2N	7/8	24.56	16	35.31	3.02	3.00	4.25	1.66	2.84	1.72	1.81	600	G3GG
10	HB16-2GN	9/16 THRU 1-1/4	24.34	16	35.09	3.02	3	4.25	1.78	2.75	1.25	2.00	600	G-212-2
15	HB16-2GGN	9/16 THRU 1-1/4	24.38	16	35.13	3.02	3	4.25	1.78	2.75	1.25	2.00	600	GG-212-2
15	HB16B-2N	1	24.25	16	35	3.02	3.00	4.25	2.03	2.78	1.94	2.13	600	GG-212
25	HB16C-2N	1-1/2	26.94	16	39.63	3.25	3.62	5	2.31	2.88	2.25	2.38	650	H-212
35	HB16D-2N	1-1/2	26.94	16	44	3	4.56	5.38	2.31	2.88	2.25	2.38	720	HH-212
10	HB18G-2N	7/8	25.19	18	37.71	3.02	3.00	4.25	1.66	2.84	1.72	1.81	800	G3GG
10	HB18-2GN	9/16 THRU 1-1/4	24.97	18	37.49	3.02	3	4.25	1.78	2.75	1.25	2.00	800	G-212-2
15	HB18GG-2N	1	24.87	18	37.4	3.02	3.00	4.25	2.03	2.78	1.94	2.13	800	GG-212
15	HB18-2GGN	9/16 THRU 1-1/4	25	18	37.53	3.02	3	4.25	1.78	2.75	1.25	2.00	800	GG-212-2
15	HB22GG-2N	1	29.25	22	40.03	3.02	3.00	4.25	2.03	2.78	1.94	2.13	1300	GG-212
15	HB22-2GGN	9/16 THRU 1-1/4	29.38	22	40.16	3.02	3	4.25	1.78	2.75	1.25	2.00	1300	GG-212-2
25	HB22H-2N	1-1/2	32.19	22	44.5	3.25	3.62	5	2.31	2.88	2.25	2.38	1400	H-212
35	HB22HH-2N	1-1/2	32.19	22	48.13	3	4.56	5.38	2.31	2.88	2.25	2.38	1450	HH-212

* Design factor 5:1

OVERHAUL BALLS- ASSEMBLIES Y-LINK

WEDGE TO HOOK - TYPE 3

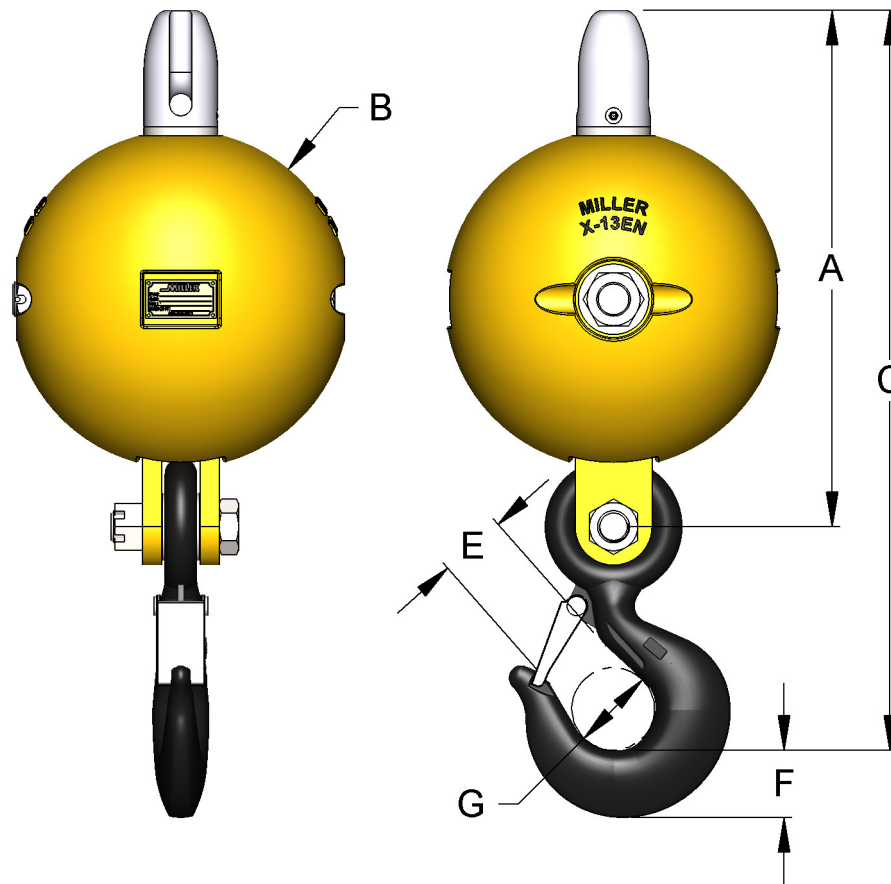


WLL* Tons	Model Number	Rope Size	A	B	C	E	F	G	Weight Lbs.	SWIVEL
5	HB7-3N	1/2, 5/8	18.25	7	25.06	1.61	1.81	2.5	65	D-712
5	HB8-3N	1/2, 5/8	18.25	8	25.06	1.61	1.81	2.5	100	D-712
8.5	HB9B-3N	1/2, 5/8, 3/4	21.25	9	30.5	2.27	2.59	3.25	130	EE-712
8.5	HB10B-3N	1/2, 5/8, 3/4	21.25	10	30.5	2.27	2.59	3.25	170	EE-712
8.5	HB11B-3N	1/2, 5/8, 3/4	22.13	11	31.38	2.27	2.59	3.25	215	EE-712
8.5	HB12-3N	1/2, 5/8, 3/4	22.13	12	31.38	2.27	2.59	3.25	265	EE-712
8.5	HB13B-3N	1/2, 5/8, 3/4	23.13	13	32.38	2.27	2.59	3.25	336	E-712
10	HB13C-3N	3/4, 7/8, 1	27.88	13	38.63	3.02	3.00	4.25	370	GG-712
15	HB13D-3N	3/4, 7/8, 1	27.88	13	38.63	3.02	3.00	4.25	370	GG-712
25	HB13E-3N	1 1/8, 1 1/4	34.31	13	46.63	3.25	3.62	5	439	H-712
35	HB13F-3N	1 1/8, 1 1/4	34.31	13	50.38	3	4.56	5.38	513	HH-712
10	HB16-3N	3/4, 7/8, 1	28.31	16	39.56	3.02	3.00	4.25	600	GG-712
15	HB16B-3N	3/4, 7/8, 1	28.31	16	39.56	3.02	3.00	4.25	600	GG-712
25	HB16C-3N	1 1/8, 1 1/4	35.94	16	48.5	4	3.62	5	640	GG-712
35	HB16D-3N	1 1/8, 1 1/4	35.94	16	52.37	4.25	4.56	5.38	690	GG-712
10	HB18G-3N	3/4, 7/8, 1	24.93	18	45.03	3.02	3.00	4.25	800	G-712
15	HB22GG-3N	3/4, 7/8, 1	33.88	22	44.66	3.02	3.00	4.25	1300	GG-712
25	HB22H-3N	1 1/8, 1 1/4	41.68	22	53.99	3.25	3.62	5	1400	H-712
35	HB22HH-3N	1 1/8, 1 1/4	41.68	22	57.62	3	4.56	5.38	1450	HH-712

* Design factor 5:1

OVERHAUL BALLS- ASSEMBLIES Y-LINK

THIMBLE TO HOOK - TYPE 4

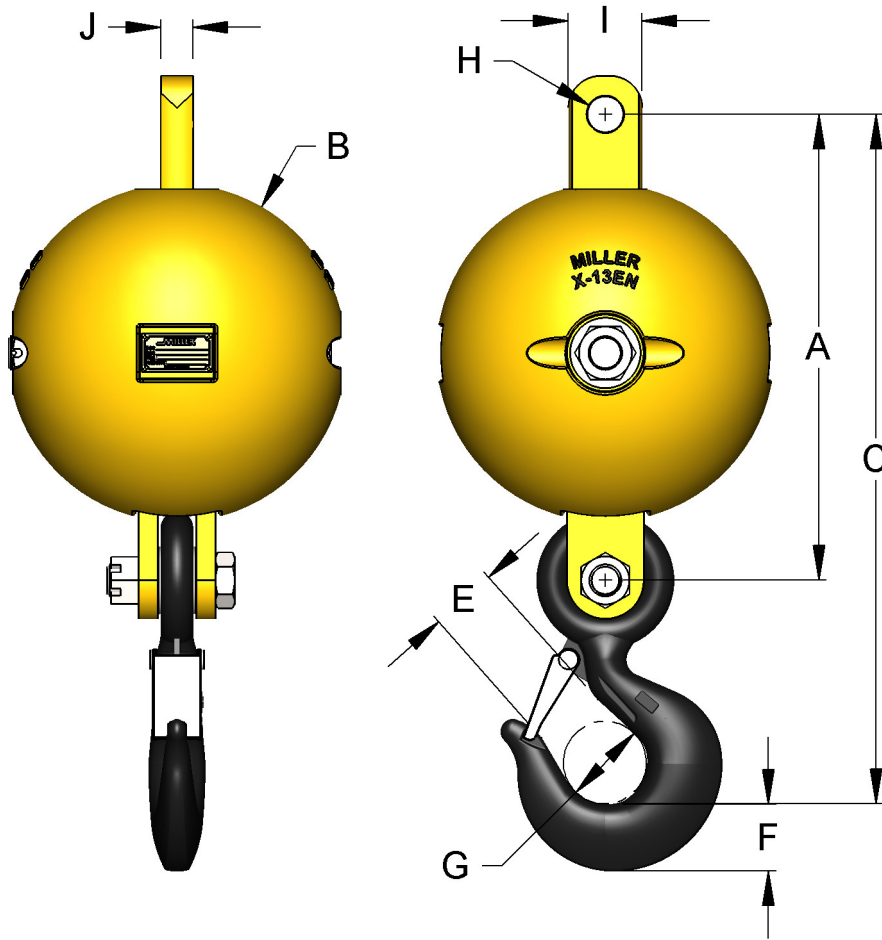


WLL* Tons	Model Number	Rope Size	A	B	C	E	F	G	Weight Lbs.	SWIVEL
5	HB7-4N	5/8	15	7	23.38	1.61	1.81	2.5	65	D-612
5	HB8-4N	5/8	15	8	23.38	1.61	1.81	2.5	100	D-612
8.5	HB9B-4N	3/4	18.44	9	27.1	2.27	2.59	3.25	130	EE-612
8.5	HB10B-4N	3/4	18.44	10	27.1	2.27	2.59	3.25	170	EE-612
8.5	HB11B-4N	3/4	19.19	11	27.85	2.27	2.59	3.25	215	EE-612
8.5	HB12-4N	3/4	19.44	12	28.1	2.27	2.59	3.25	265	EE-612
8.5	HB13B-4N	3/4	20.19	13	28.85	2.27	2.59	3.25	332	EE-612
10	HB13C-4N	7/8	23.63	13	34.38	3.02	3.00	4.25	366	G-612
15	HB13D-4N	1	23.63	13	34.38	3.02	3.00	4.25	366	GG-612
25	HB13E-4N	1-1/2	27.56	13	39.88	3.25	3.62	5	420	H-612
35	HB13F-4N	1-1/2	27.56	13	44.13	3	4.56	5.38	500	HH-612
10	HB16-4N	7/8	26.13	16	36.88	3.02	3.00	4.25	600	GG-612
15	HB16B-4N	1	26.13	16	36.88	3.02	3.00	4.25	600	GG-612
25	HB16C-4N	1-1/2	29.44	16	41.63	3.25	3.62	5	650	H-612
35	HB16D-4N	1-1/2	29.31	16	45.88	3	4.56	5.38	720	HH-612
10	HB18G-4N	7/8	26.44	18	37.5	3.02	3.00	4.25	800	G-612
15	HB18GG-4N	1	26.44	18	37.5	3.02	3.00	4.25	800	GG-612
15	HB22GG-4N	1	31.38	22	42.16	3.02	3.00	4.25	1300	GG-612
25	HB22H-4N	1-1/2	34.56	22	46.87	3.25	3.62	5	1400	H-612
35	HB22HH-4N	1-1/2	34.56	22	50.5	3	4.56	5.38	1450	HH-612

* Design factor 5:1

OVERHAUL BALLS- ASSEMBLIES Y-LINK

NON-SWIVELING EYE TO HOOK - TYPE 5



WLL* Tons	Model Number	A	B	C	E	F	G	H	I	J	Weight Lbs.
5	HB8-5N	13.5	8	19.88	1.61	1.81	2.5	1.03	2.5	0.88	95
8.5	HB10-5N	16.5	10	22.81	2.27	2.59	3.25	1.53	3	1.25	165
8.5	HB11-5N	17.13	11	26.78	2.27	2.59	3.25	1.53	3	1.25	215
5	HB12-5N	16.31	12	22.81	1.61	1.81	2.5	1.44	3	1.25	250
8.5	HB12B-5N	18.19	12	26.88	2.27	2.59	3.25	1.44	3	1.25	250
8.5	HB13-5N	17.38	13	26.03	2.27	2.59	3.25	1.53	3	1.25	328
15	HB13B-5N	21.75	13	32.5	3.02	3	4.25	1.81	3	1.5	364
10	HB16-5N	24.25	16	35	3.02	3	4.25	1.81	4	1.5	550
15	HB16B-5N	24.41	16	35.16	3.02	3	4.25	1.63	4	2	550
25	HB16C-5N	24.25	16	35	3.25	3.62	5	2.31	5	2.25	600
35	HB16D-5N	26.94	16	44	3	4.56	5.38	2.31	5	2.25	720
10	HB18G-5N	24.88	18	35.63	3.02	3	4.25	1.63	4	1.72	800
15	HB22GG-5N	28.25	22	39.03	3.02	3	4.25	2.03	4	1.94	1285
25	HB22H-5N	30.19	22	42.5	3.25	3.62	5	2.31	5	2.25	1375
35	HB22HH-5N	30.19	22	46.13	3	4.56	5.38	2.31	5	2.25	1425

* Design factor 5:1